
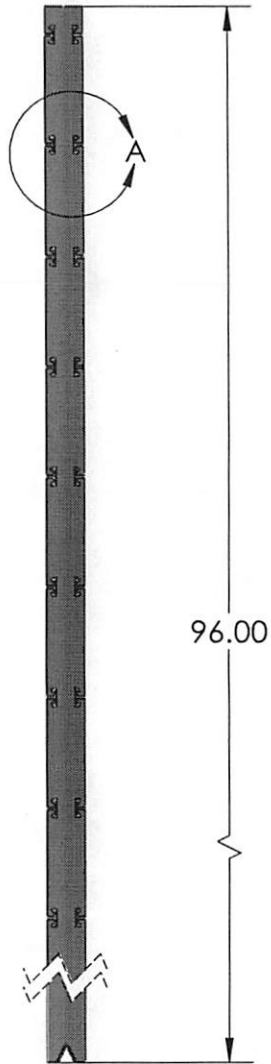

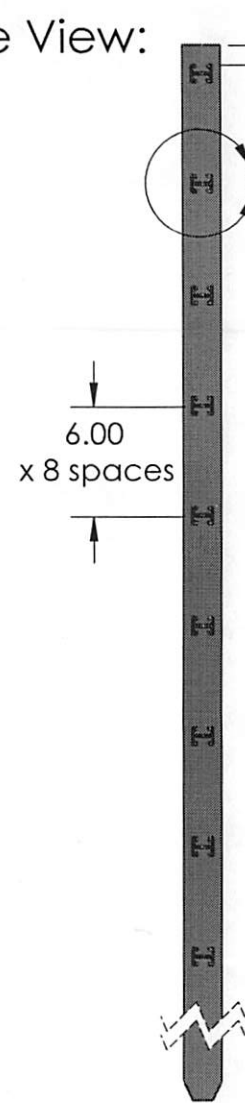


Front View:



DETAIL A
SCALE 1 : 2

Side View:



DETAIL B
SCALE 1 : 2

PROPRIETARY AND CONFIDENTIAL
THE INFORMATION CONTAINED IN THIS DRAWING IS THE SOLE PROPERTY OF ALLIED TUBE AND CONDUIT. ANY REPRODUCTION IN PART OR AS A WHOLE WITHOUT THE WRITTEN PERMISSION OF ALLIED TUBE AND CONDUIT IS PROHIBITED.

		DIMENSIONS ARE IN INCHES TOLERANCES: $\pm 1/16"$ FRACTIONAL \pm ANGULAR: MACH \pm BEND: \pm TWO PLACE DECIMAL \pm THREE PLACE DECIMAL \pm		NAME	DATE	Allied Tube and Conduit Vineyard Stake T-cut Design
		DRAWN	M. Baker	3/29/2011		
		CHECKED				
		ENG APPR.				
		MFG APPR.				
		MATERIAL	1.5" Sq 16g			
		FINISH	Gator Zinc			
NEXT ASSY	USED ON	APPLICATION		DO NOT SCALE DRAWING		
		SCALE: 1:10	WEIGHT:	SHEET 1 OF 1		

SIZE: **A**
DWG. NO.: **corner cut 15sq Tcut**
REV.